

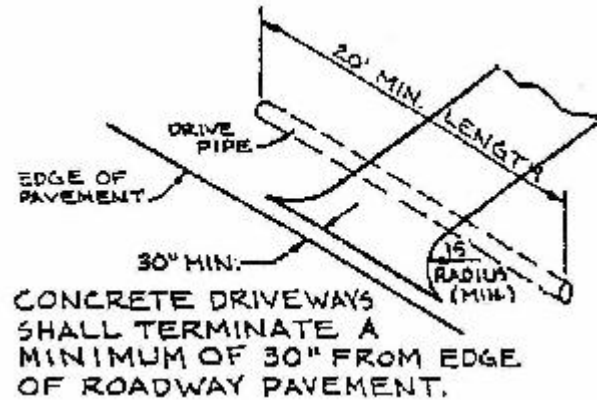
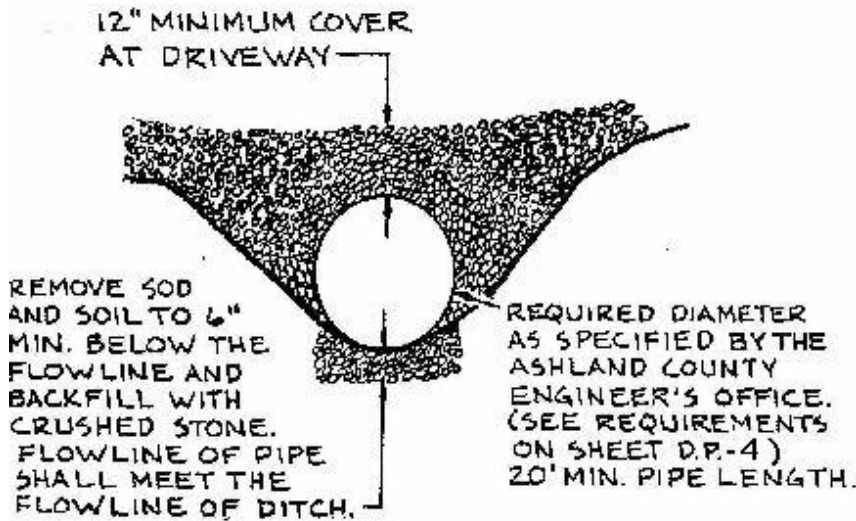
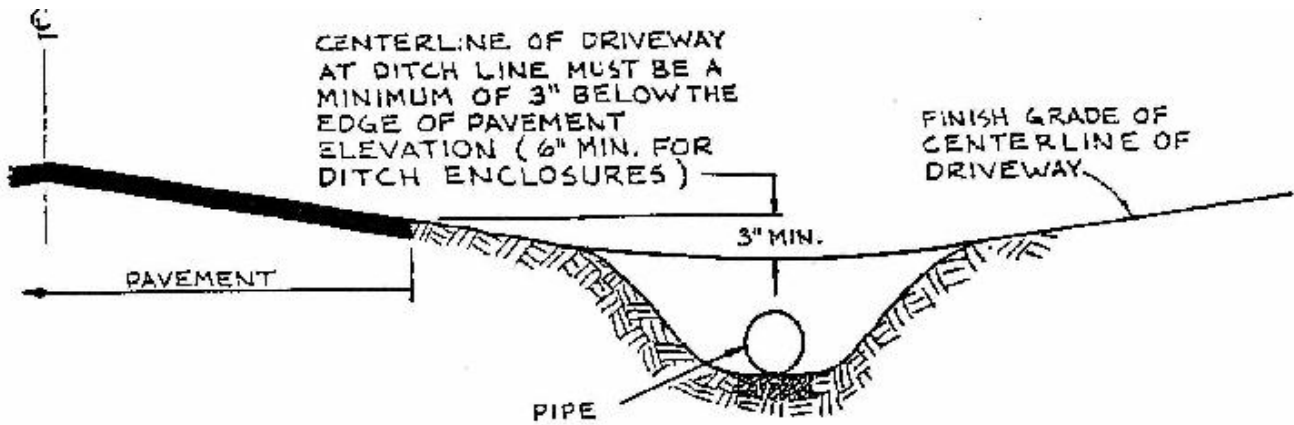
## RIGHT-OF-WAY WORK PERMIT INFORMATION

1. In accordance with Ohio Revised Code Section 5543.16, property owners are required to construct driveways and to keep driveways and approaches in repair and in working condition along public roads.
2. Driveways crossing roadside ditches represent a potential restriction to the proper flow of water in the ditch.
3. A right-of-way work permit issued by the Engineer's office is required to install a drive entrance along a county road.
4. Requests for driveways shall be made on right-of-way work permit form (D.P.-4) and shall be fully completed.
5. Driveway locations shall be marked in the field by the owner or agent. Ditch enclosures shall be marked at both ends.
6. OUPS-Ohio Utilities Protection Service shall be called prior to excavating for any work in the right-of-way. (800-362-2764)
7. No construction shall begin until the right-of-way work permit is issued.
8. Driveways and drive pipes shall be installed in accordance with the requirements of the Ashland County Engineer and with the approved right-of-way work permit.
9. If a property owner does not properly install or keep driveways and approaches in repair and in working condition, following written notification, the repair may be undertaken by county forces. The cost so incurred by the county may be assessed to the property owner.
10. State highway permits are issued by the Ohio Department of Transportation. Township road permits are issued by the townships.
11. Construction requirements are shown on Sheet D.P.-2.
12. Current 55 mph speed limits require 750' of site distance for a safe drive entrance.
13. The cutting of pavement is not permitted except when specifically authorized by granting authority.
14. The permit holder and permit holder's contractors shall abide by the regulations for safety as detailed in the Manual of Uniform Traffic Control Devices and all OSHA standards.
15. No untreated effluent will be permitted to drain into the right-of-way.

Ashland County Engineer, Edward J. Meixner, PE/PS  
1511 Cleveland Avenue, Ashland, Oh. 44805 (419) 282-4281

D.P.-1

Effective Date 10/1/2002

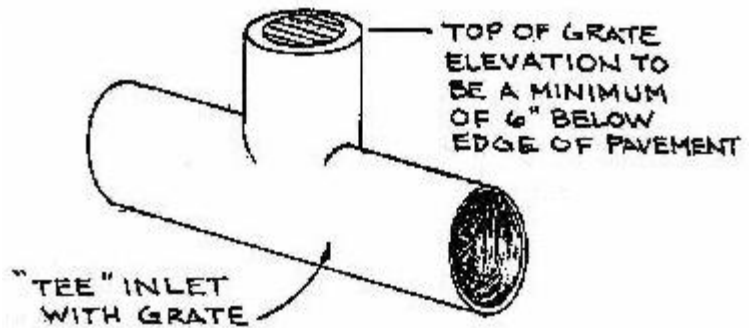


**ACCEPTABLE PIPE UNDER DRIVEWAY:**  
(Subject to "Additional Requirements") Sheet D.P.-4

- 1 Riveted or welded corrugated metal.
- 2 Double-wall plastic pipe (ADS N-12 or Hancor Hi-Q only)
- 3 Reinforced concrete pipe

**NOTES:**

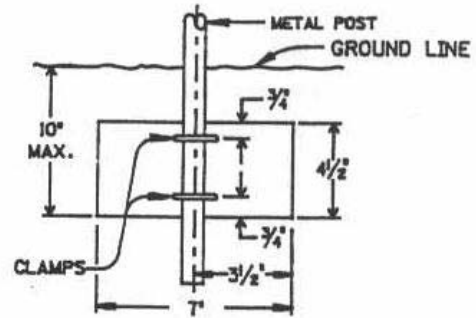
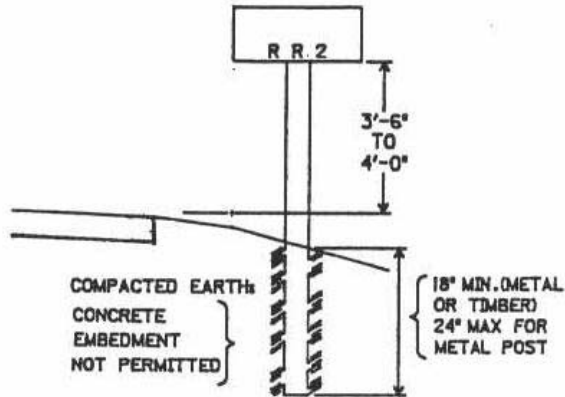
- 1 Maximum longitudinal grade on a driveway shall be 10% (10' in 100'). Driveways shall be crowned.
- 2 Driveway pipe, if required, shall be installed in accordance with these specifications.
- 3 Owner, builder, or developer is responsible for the cost and installation of the driveway and driveway pipe in accordance with these specifications.
- 4 Ditch enclosures require inlets, which are to be installed at a maximum spacing of 100' apart. Inlets may be a cast-in-place concrete catch basin or standard pipe tee with grate (see "Inlet Detail").



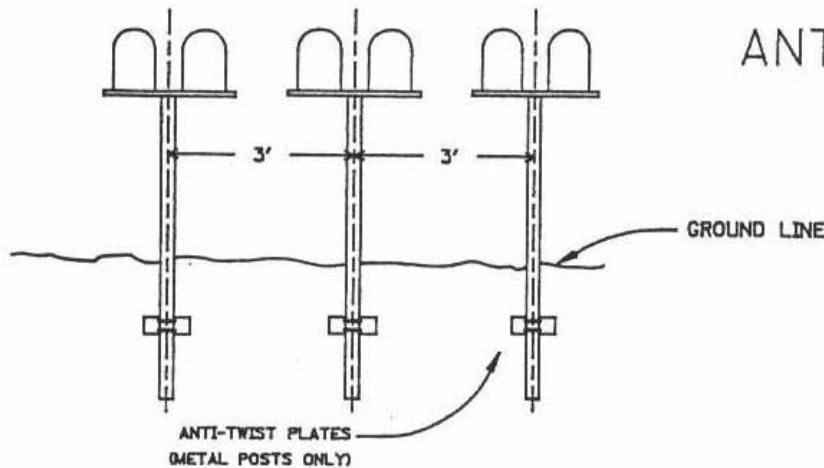
**INLET DETAIL**

ASHLAND COUNTY ENGINEER ASHLAND, OHIO 44805	
<b>CONSTRUCTION DETAILS</b>	
EFFECTIVE DATE	SHEET D.P.-2
10-01-02	

**MAILBOX SUPPORT SHALL BE NO LARGER THAN 4" X 4" TIMBER, 2 1/2" STANDARD WALL STEEL PIPE OR IT MAY BE OF A SECTION WITH EQUAL BREAKAWAY CHARACTERISTICS. NO OTHER TYPE OF SUPPORT IS PERMITTED IN THE HIGHWAY RIGHT OF WAY.**



ANTI-TWIST PLATE



GROUP MAILBOX INSTALLATION

NOTE: CONSULT YOUR POST OFFICE FOR SPECIFIC MAILBOX LOCATION INSTRUCTIONS

Call **TWO WORKING DAYS**  
**BEFORE YOU DIG**  
 OHIO UTILITIES PROTECTION SERVICE  
 IN OHIO - 800-362-2764  
 OUT OF OHIO - 216-744-5191  
 NON-MEMBERS MUST BE CALLED DIRECTLY

ASHLAND COUNTY ENGINEER ASHLAND, OHIO 44805	
<b>MAILBOX DETAILS</b>	
EFFECTIVE DATE	SHEET D.P.-3
10-01-02	

**APPLICATION FOR PERMIT FOR WORK WITHIN COUNTY ROAD RIGHT-OF-WAY  
ASHLAND COUNTY, OHIO**

APPLICATION IS HEREBY MADE BY:  
**(PLEASE TYPE OR PRINT)**  
OWNER: \_\_\_\_\_  
ADDRESS: \_\_\_\_\_  
PHONE: \_\_\_\_\_  
CONTRACTOR: \_\_\_\_\_  
ADDRESS: \_\_\_\_\_  
PHONE: \_\_\_\_\_

TYPE OF WORK:  
(CHECK ALL THAT APPLY)  
\_\_\_\_ RESIDENTIAL DRIVE  
\_\_\_\_ DITCH ENCLOSURE (MARK BOTH ENDS)  
\_\_\_\_ FARM FIELD ENTRANCE  
\_\_\_\_ \* COMMERCIAL ENTRANCE  
\_\_\_\_ \* UTILITY WORK  
  
\* Please provide a detailed sketch of proposed work.  
  
\_\_\_\_ THIS LOCATION NEEDS HOUSE #

AT THE FOLLOWING DESCRIBED LOCATION IN \_\_\_\_\_ TOWNSHIP, ALONG  
THE ( N S E W ) SIDE OF COUNTY ROAD \_\_\_\_\_. (Provide detailed description of location, i.e.  
distance from nearest road intersection, nearest house numbers, description of building site, landmarks, etc.)

---

---

---

**PROPOSED LOCATION MUST BE MARKED BY A STAKE WITH A FLAG**

WORK WILL BEGIN ON OR ABOUT \_\_\_\_\_.

By signing this application below the applicant agrees to construct, or cause to be constructed, and maintain the drive entrance, ditch enclosure, or other work described above in accordance with this application and in accordance with the policies, procedures and requirements of the Ashland County Engineer. The owner accepts full responsibility for the maintenance of the driveway culvert forever. Failure to properly maintain driveway culverts shall void the owner's permit.

SIGNED: \_\_\_\_\_ DATE: \_\_\_\_\_

**FOR COUNTY USE ONLY BELOW THIS LINE**

---

**AUTHORIZATION:** Permission is hereby granted to the applicant to occupy the right-of-way during the completion of the work described above and in accordance with the requirements of this application.

BY: \_\_\_\_\_ TITLE: ASHLAND COUNTY ENGINEER  
Edward J. Meixner, P.E., P.S.

**ADDITIONAL REQUIREMENTS:** \_\_\_\_\_  
\_\_\_\_\_  
\_\_\_\_\_

\_\_\_\_ The Ashland County Engineer considers this access driveway to be at a hazardous location and assumes no responsibility for any accident that may arise due to the limited sight distance of this access to the county highway.