

## RIGHT-OF-WAY WORK PERMIT INFORMATION

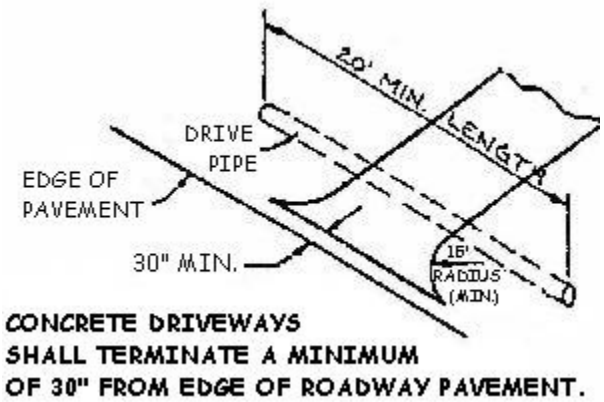
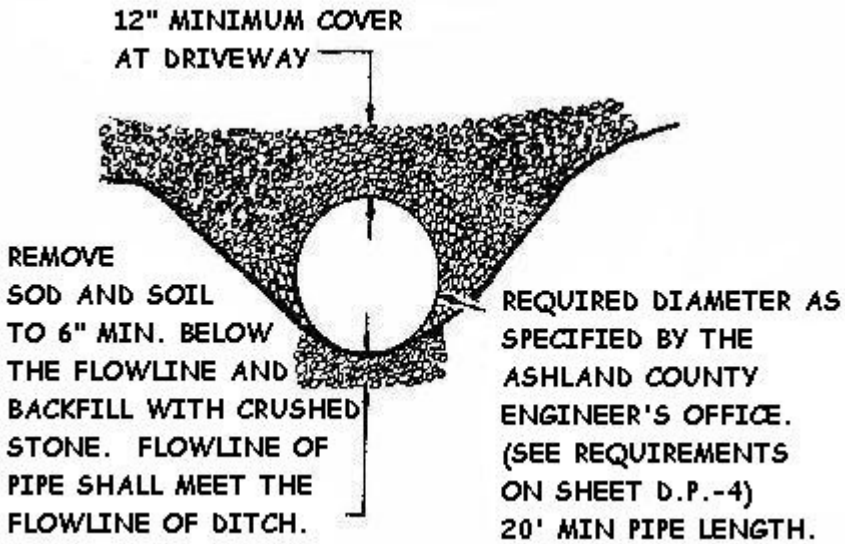
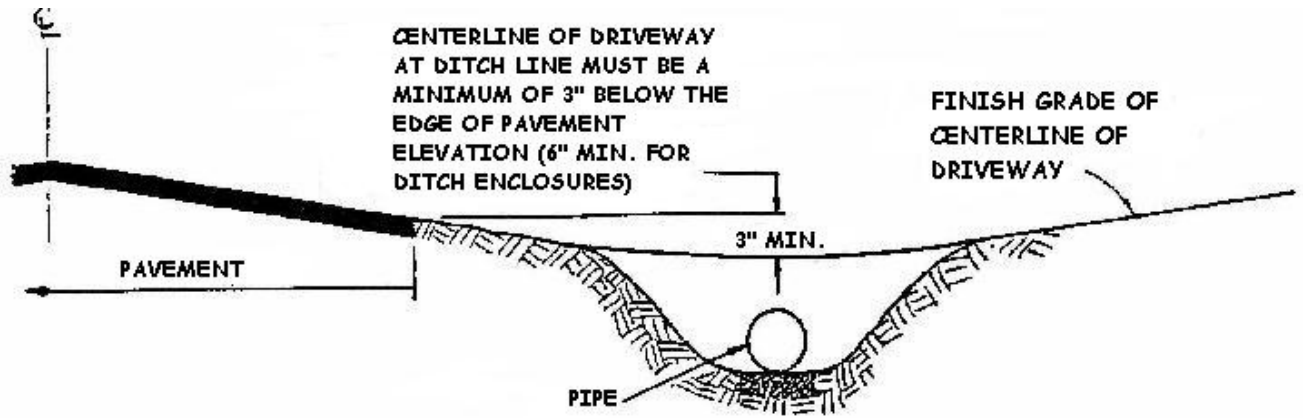
1. In accordance with Ohio Revised Code Section 5543.16, property owners are required to construct driveways and to keep driveways and approaches in repair and in working condition along public roads.
2. Driveways crossing roadside ditches represent a potential restriction to the proper flow of water in the ditch.
3. A right-of-way work permit issued by the Engineer's office is required to install a drive entrance along a county road.
4. Requests for driveways shall be made on right-of-way work permit form (D.P.-4) and shall be fully completed.
5. Driveway locations shall be marked in the field by the owner or agent. Ditch enclosures shall be marked at both ends.
6. OUPS-Ohio Utilities Protection Service shall be called prior to excavating for any work in the right-of-way. (800-362-2764)
7. No construction shall begin until the right-of-way work permit is issued.
8. Driveways and drive pipes shall be installed in accordance with the requirements of the Ashland County Engineer and with the approved right-of-way work permit.
9. If a property owner does not properly install or keep driveways and approaches in repair and in working condition, following written notification, the repair may be undertaken by county forces. The cost so incurred by the county may be assessed to the property owner.
10. State highway permits are issued by the Ohio Department of Transportation. Township road permits are issued by the townships.
11. Construction requirements are shown on Sheet D.P.-2.
12. Sight distance is determined by the 85<sup>th</sup> percentile speed of traffic and ODOT's Stopping Sight Distance Chart 201-1E from the Location and Design Manual.
13. The cutting of pavement is not permitted except when specifically authorized by granting authority.
14. The permit holder and permit holder's contractors shall abide by the regulations for safety as detailed in the Manual of Uniform Traffic Control Devices and all OSHA standards.
15. No untreated effluent will be permitted to drain into the right-of-way.

Ashland County Engineer, Edward J. Meixner, PE/PS  
1511 Cleveland Avenue, Ashland, Oh. 44805 (419) 282-4281

D.P.-1

Effective Date 10/1/2002

Revised: 5/4/2023

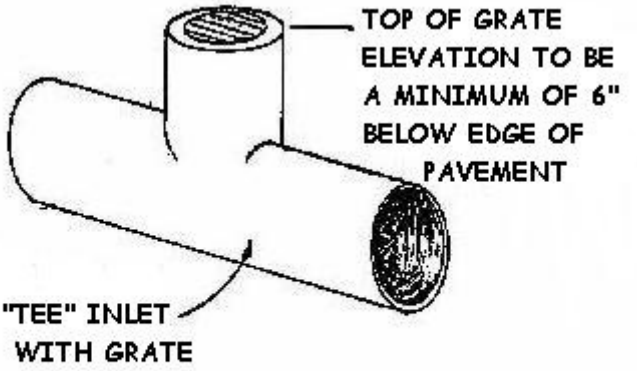


ACCEPTABLE PIPE UNDER DRIVEWAY:  
 (Subject to "Additional Requirements") Sheet D.P.-4

- 1 Riveted or welded corrugated metal.
- 2 Double-wall plastic pipe (ADS N-12 or Hancor Hi-Q only)
- 3 Reinforced concrete pipe

NOTES:

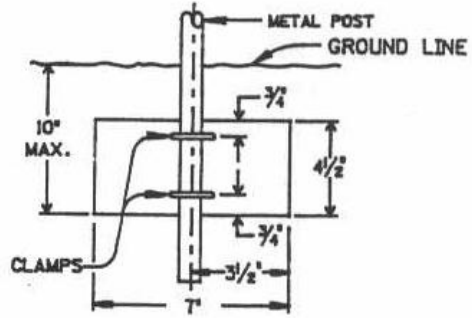
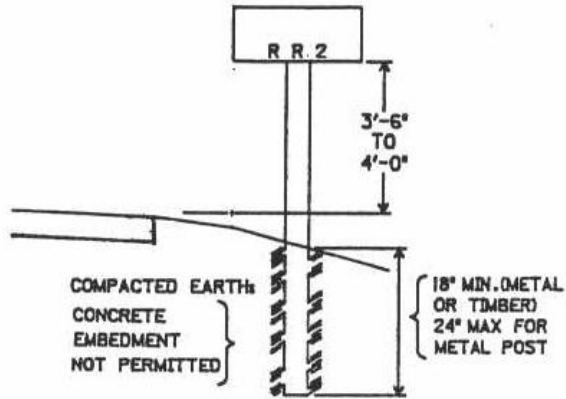
- 1 Maximum longitudinal grade on a driveway shall be 10% (10' in 100'). Driveways shall be crowned.
- 2 Driveway pipe, if required, shall be installed in accordance with these specifications.
- 3 Owner, builder, or developer is responsible for the cost and installation of the driveway and driveway pipe in accordance with these specifications.
- 4 Ditch enclosures require inlets, which are to be installed at a maximum spacing of 100' apart. Inlets may be a cast-in-place concrete catch basin or standard pipe tee with grate (see "Inlet Detail").



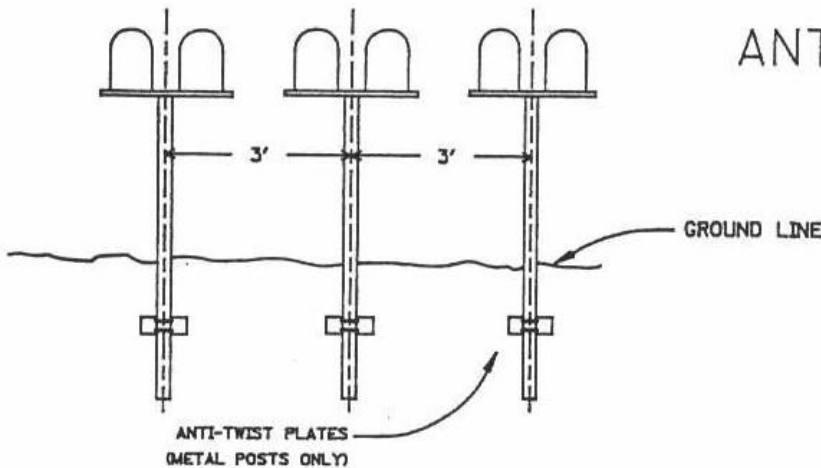
**INLET DETAIL**

ASHLAND COUNTY ENGINEER ASHLAND, OHIO 44805	
<b>CONSTRUCTION DETAILS</b>	
EFFECTIVE DATE 10-01-02	SHEET D.P.-2

**MAILBOX SUPPORT SHALL BE NO LARGER THAN 4" X 4" TIMBER, 2 1/2" STANDARD WALL STEEL PIPE OR IT MAY BE OF A SECTION WITH EQUAL BREAKAWAY CHARACTERISTICS. NO OTHER TYPE OF SUPPORT IS PERMITTED IN THE HIGHWAY RIGHT OF WAY.**



ANTI-TWIST PLATE



GROUP MAILBOX INSTALLATION

NOTE: CONSULT YOUR POST OFFICE FOR SPECIFIC MAILBOX LOCATION INSTRUCTIONS

Call **TWO WORKING DAYS**  
**BEFORE YOU DIG**  
 OHIO UTILITIES PROTECTION SERVICE  
 IN OHIO - 800-362-2764  
 OUT OF OHIO - 216-744-5191  
 NON-MEMBERS MUST BE CALLED DIRECTLY

ASHLAND COUNTY ENGINEER ASHLAND, OHIO 44805	
<b>MAILBOX DETAILS</b>	
EFFECTIVE DATE	SHEET D.P.-3
10-01-02	

**APPLICATION FOR PERMIT FOR WORK WITHIN COUNTY ROAD RIGHTS-OF-WAY  
ASHLAND COUNTY, OHIO**

APPLICATION IS HEREBY MADE BY:  
(PLEASE TYPE OR PRINT)

OWNER: \_\_\_\_\_

ADDRESS: \_\_\_\_\_

PHONE: \_\_\_\_\_

CONTRACTOR: \_\_\_\_\_

ADDRESS: \_\_\_\_\_

PHONE: \_\_\_\_\_

TYPE OF WORK:  
(CHECK ALL THAT APPLY)

- RESIDENTIAL DRIVE
- DITCH ENCLOSURE (MARK BOTH ENDS)
- FARM FIELD ENTRANCE
- \* COMMERCIAL ENTRANCE
- \* UTILITY WORK

\*Please provide a detailed sketch of proposed commercial or utility work.

AT THE FOLLOWING DESCRIBED LOCATION IN \_\_\_\_\_ TOWNSHIP, ALONG THE  
( N S E W ) SIDE OF COUNTY ROAD \_\_\_\_\_.

DETAILED DESCRIPTION OF LOCATION: (i.e. distance from nearest road intersection, nearest house numbers, description of building site, landmarks, etc.) \_\_\_\_\_

**DESCRIPTION OF MARKER(S):** \_\_\_\_\_

WORK WILL BEGIN ON OR ABOUT \_\_\_\_\_.

By signing this application below the applicant agrees to construct, or cause to be constructed, and maintain the drive entrance, ditch enclosure, or other work described above in accordance with this application and in accordance with the policies, procedures and requirements of the Ashland County Engineer. The owner accepts full responsibility for the maintenance of the driveway culvert forever. Failure to properly maintain driveway culverts shall void the owner's permit.

SIGNED: \_\_\_\_\_ DATE: \_\_\_\_\_

Return completed permit to the Ashland County Engineer's Office, 1511 Cleveland Ave., Ashland, OH 44805;  
Fax: 419-282-4328; email: engineer@ashlandcounty.org.

**FOR COUNTY USE ONLY BELOW THIS LINE**

**AUTHORIZATION:** Permission is hereby granted to the applicant to occupy the right-of-way during the completion of the work described above and in accordance with the requirements of this application.

BY: \_\_\_\_\_ TITLE: ASHLAND COUNTY ENGINEER  
Edward J. Meixner, P.E., P.S.

**ADDITIONAL REQUIREMENTS:**

\_\_\_\_\_ The Ashland County Engineer considers this access driveway to be at a hazardous location and assumes no responsibility for any accident that may arise due to the limited sight distance of this access to the county highway.

## **RIGHT-OF-WAY WORK PERMIT ATTACHMENT “A”**

### **UTILITIES**

All utility work within the county road right-of-way is subject to the following limitations:

- 1) That the work be done in accordance with the submitted sketch, complying with the “Additional Requirements” (Sheet D.P. -4) and the below listed requirements, which are all made a part of this permit.
- 2) That the permittee and the permittee’s contractors shall abide by the regulations for safety according to OSHA standards and shall provide appropriate traffic control as detailed in the Manual of Uniform Traffic Control Devices, including signs, barricades, and flaggers whenever the pavement is impacted by the work.
- 3) That the permittee will notify the State Highway Patrol and Ashland County Sheriff that the traffic restriction is going to occur.
- 4) That the permittee shall hold Ashland County and its townships harmless for any damage caused to this facility in the course of road maintenance and repair.
- 5) That the permittee will cause no damage to the public infrastructure during the installation and maintenance of this facility.
- 6) That the cutting of pavement shall not be permitted except when specifically authorized by the Ashland County Engineer.
- 7) That all communications facilities shall be buried at a minimum depth of 18 inches, except under ditches where a minimum depth of 36 inches shall be maintained.
- 8) That all open excavation in the berm area shall be backfilled with compacted #304 limestone.
- 9) That all lawns, ditches, driveways, mailboxes, signs, drainage structures, etc. damaged or moved during construction shall be restored to original or better condition.
- 10) That all non-ferrous gas pipeline shall be buried with locator wire.
- 11) That gas pipeline facilities shall conform to all applicable standards of the Code of Federal Regulation (particularly 49 CFR 192) and ANSI/ASME B31.8.
- 12) All gas pipelines crossing under roadways shall be delineated with permanent markers on both sides of the road.
- 13) Gas pipeline facilities installed parallel to the roadway shall, whenever practicable, be buried under the backslope of the ditch, and be delineated with permanent markers at 500 foot intervals.
- 14) All gas pipelines located within the road right-of-way shall be buried a minimum of 36” below the bottom of the ditch elevation.
- 15) Installation of facilities is permitted on Ashland County Right-of-Way only. Installation outside of right-of-way is the owner/contractor’s responsibility to know and/or acquire.